

1

- Undo (Ctrl+Z)
- Redo (Shift+Ctrl+Z)
- Cut (Ctrl+X)
- Copy (Ctrl+C)
- Paste (Ctrl+V)
- Delete
- Select All (Ctrl+A)
- Deselect All (Shift+Ctrl+A)
- Copy File to Clipboard
- Edit Text & Images
- Take a Snapshot
- Check Spelling
- Look Up Selected Word...
- Find (Ctrl+F)
- Advanced Search (Shift+Ctrl+F)
- Manage Tools
- Preferences... (Ctrl+K)

Allow Adobe read certificates from windows



View Files Sent via Send & Track

Discover who has viewed your files.

Sign In Now

2

- File Lists
- Recent
- Sent
- Adobe Scan
- Storage
- My Computer
- Document Cloud
- Add Account

Categories:

- 3D & Multimedia
- Accessibility
- Action Wizard
- Adobe Online Services
- Catalog
- Color Management
- Content Editing
- Convert From PDF
- Convert To PDF
- Email Accounts
- Forms
- Identity
- Internet
- JavaScript
- Language
- Measuring (2D)
- Measuring (3D)
- Measuring (Geo)
- Multimedia (legacy)
- Multimedia Trust (legacy)
- Reading
- Reviewing
- Search
- Security
- Security (Enhanced)
- Signatures**
- Spelling
- Tracker
- Trust Manager
- Units & Guides
- Updater

Digital Signatures

Creation & Appearance

- Control options for signature creation
- Set the appearance of signatures within a document

More...

Verification

- Control how and when signatures are verified

4

More...

Identities & Trusted Certificates

- Create and manage identities for signing
- Manage credentials used to trust documents

More...

Document Timestamping

- Configure timestamp server settings

More...

OK

Cancel

- Preferences
- Categories:
- 3D & Multimedia
 - Accessibility
 - Action Wizard
 - Adobe Online Services
 - Catalog
 - Color Management
 - Content Editing
 - Convert From PDF
 - Convert To PDF
 - Email Accounts
 - Forms
 - Identity
 - Internet
 - JavaScript
 - Language
 - Measuring (2D)
 - Measuring (3D)
 - Measuring (Geo)
 - Multimedia (legacy)
 - Multimedia Trust (legacy)
 - Reading
 - Reviewing
 - Search
 - Security
 - Security (Enhanced)
 - Signatures
 - Spelling
 - Tracker
 - Trust Manager
 - Units & Guides
 - Updater

Signature Verification Preferences

Verify signatures when the document is opened

When document has valid but untrusted signatures, prompt to review and trust signers

Verification Behavior

When Verifying:

Use the document-specified method; prompt if unavailable

Use the document-specified method; if unavailable, use default method

Always use the default method: Adobe Default Security

Require certificate revocation checking to succeed whenever possible during signature verification

Use expired timestamps

Ignore document validation information

Verification Time

Verify Signatures Using:

Time at which the signature was created

Secure time (timestamp) embedded in the signature

Current time

Verification Information

Automatically add verification information when saving signed PDF:

Ask when verification information is too big

Always

Never

Windows Integration

Trust ALL root certificates in the Windows Certificate Store for:

5 Validating Signatures

Validating Certified Documents

Selecting either of these options may result in arbitrary material being treated as trusted content. Take care before enabling these features.

6 Help OK Cancel

Check these boxes

- More...
- More...
- More...
- More...
- More...
- More...


Find your tools here

Digitally Sign PDF


1st open your file then do steps


Review & Approve

 Comment
Open ▾

 Send for Comments
Add ▾

 Stamp
Add ▾


 Send & Track
Open ▾

 Compare Files
Open ▾

 Measure
Add ▾

Forms & Signatures

 Fill & Sign
Open ▾














 Prepare Form
Open ▾

 Send for Signature
Open ▾

 Certificates
Open ▾

Digitally sign or certify documents and validate authenticity

2

-  Create PDF
-  Edit PDF
-  Export PDF
-  Comment
-  Organize Pages
-  Enhance Scans
-  Protect
-  Fill & Sign
-  Prepare Form
-  Send for Signature
-  Send & Track
-  Compare Files
-  Certificates

Protect & Standardize



Certificates

Digitally Sign

Time Stamp

Validate All Signatures

Certify (Visible Signature)

Certify (Invisible Signature)

3

Apply a visible digital signature. Place the signature field in the right position. Click and drag the cursor to resize it


الشركة المصرية
للتوقيع الإلكتروني وتأمين المعلومات



EGYPT TRUST

أول من قدم خدمة التوقيع الإلكتروني في مصر

الشركة المصرية
للتوقيع الإلكتروني وتأمين المعلومات



أول من قدم خدمة التوقيع الإلكتروني في مصر

4
Drag with mouse
where to sign

Sign with a Digital ID

Choose the Digital ID that you want to use for signing:

Refresh

-  **أحمد** (Windows Digital ID)
Issued by: Egypt Trust Corporate CA G1, Expires: 2019.09.19

View Details

5
Choose Certificate to Sign

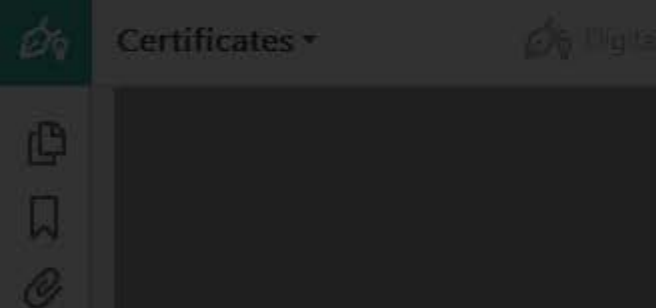
6



Configure New Digital ID

Cancel

Continue



Sign as [Redacted] أحمد

Appearance Standard Text **7** Create

Digitally signed by [Redacted] أحمد [Redacted] أحمد

Date: 2018.12.03 15:44:41 +02'00'

Lock document after signing **8** Review document content that may affect signing View Certificate Details

Review

Back Sign **9**

Choose and edit signature appearance (not essential)

You can lock or not your Document

Save As PDF

<< AMD > Booklet Design > Bookelt pdf

Search Bookelt pdf

Organize New folder

Name	Date modified	Type
Egypt Trust Booklet.pdf	18/11/2018 1:58 PM	Adobe Acrobat D...

Choose Name and where to save signed file

File name: PDF SIGNED.pdf

Save as type: Adobe PDF Files (*.pdf)

10 Save Cancel

Sign In

Certify (Visible Signature) Certify (Invisible Signature)

الشركة المصرية للتوقيع الإلكتروني وتكنولوجيا المعلومات

PT TRUST

أول من قدم خدمة التوقيع الإلكتروني في مصر

الشركة المصرية

Verify User PIN

Now verify your User PIN:

User PIN: [.....] **Enter your pin**

Enable soft keyboard

Change User PIN Login Cancel

11

EGYPT TRUST

أول من قدم خدمة التوقيع الإلكتروني في مصر



File is signed successfully

Digitally signed

by أحمد

أحمد

Date:

2018.12.03

15:50:53 +02'00'

المنتجات والخدمات التي تقدمها الشركة

١- التوقيع الإلكتروني.

٢- الهوية الرقمية.

٣- تشفير المعلومات والأرشفة الإلكترونية.

٤- تأمين الإنترنت البنكي.

٥- تأمين المعاملات الإلكترونية وتقنياتها.

٦- التحقق من الهوية الرقمية والتصديق المركزي.

٧- تأمين وتقنين دورة العمل الإلكترونية.

Click on signature to check validity

Find your tools here

Create PDF

Edit PDF

Export PDF

Comment

Organize Pages

Enhance Scans

Protect

Fill & Sign

Prepare Form

Send for Signature

Store and share files in the
Document Cloud

[Learn More](#)



Digitally signed

by أحمد

أحمد

Date:

2018.12.03

15:50:53 +02'00'

Signature Validation Status



Signature is VALID, signed by أحمد <asaleh@egypttrust.com>.
 - The document has not been modified since this signature was applied.
 - The document is signed by the current user.

Signature is Valid

Signature Properties...

Close

**For more information about signature
click on signature proerties**

٥- تأمين المعاملات الإلكترونية وتقنياتها.

٦- التحقق من الهوية الرقمية والتصديق المركزي.

٧- تأمين وتقنين دورة العمل الإلكترونية.

Thank You

Find your tools here

Create PDF

Edit PDF

Export PDF

Comment

Organize Pages

Enhance Scans

Protect

Fill & Sign

Prepare Form

Send for Signature

Store and share files in the
Document Cloud

[Learn More](#)